


Signing into our Customer Only Portal with a Username and Password

1. Open your Invitation email
2. Click the Invitation Link from in the email



Invitation link:	Invitation Link
Invitation code:	[Redacted]
Portal URL:	https://portal.myrtec.com.au

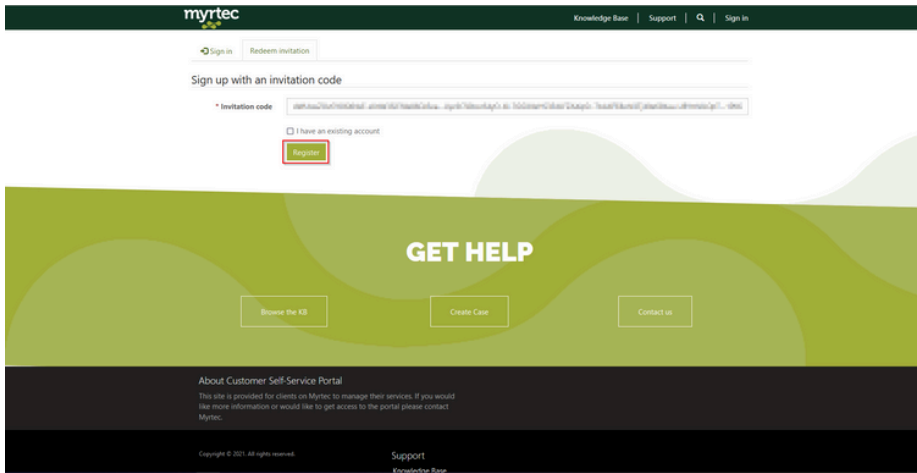
To access the portal please follow the [invitation link](#) and perform a password reset as we do not configure an initial password. Once the password has been reset you will need to sign in again and may have to enter the invitation code again.

If you prefer you can use the integrated Google or Microsoft authentication to sign in but the invitation code can be only used for one sign in method.

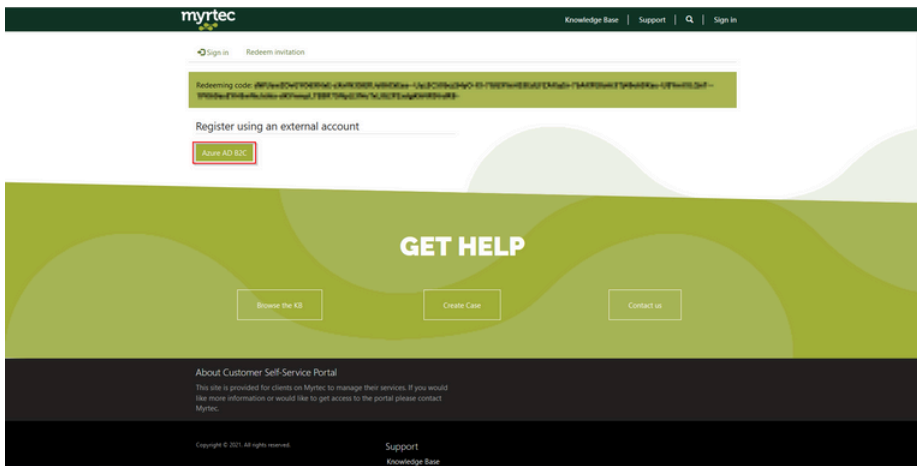
If the invitation link is not displayed as a URL please access the portal directly, click sign in and redeem the invitation code manually. Once signed in you can access and create cases from the Support menu item. Your portal invitation code will expire on: 26/11/2021. If you have any issues accessing the portal please contact the service desk on 02 9146 6330.

Thank you for contacting The Myrtec Group.

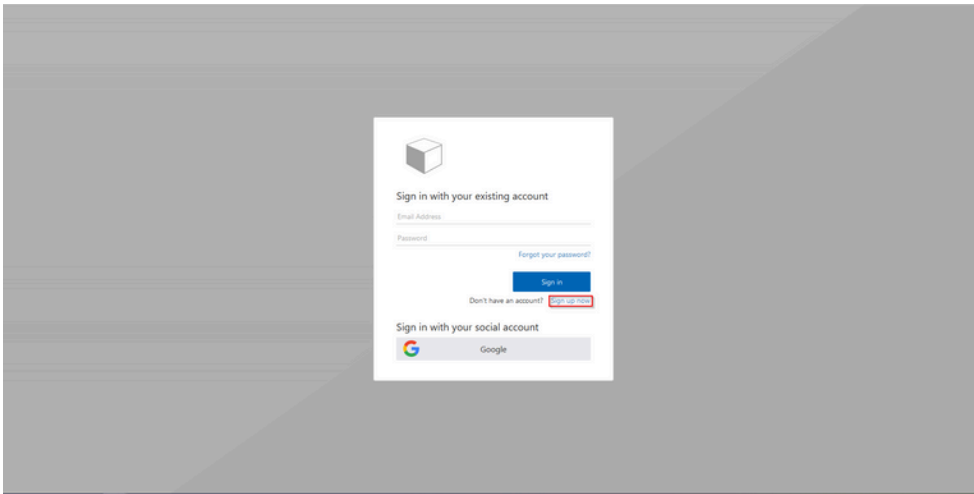
3. Click Register



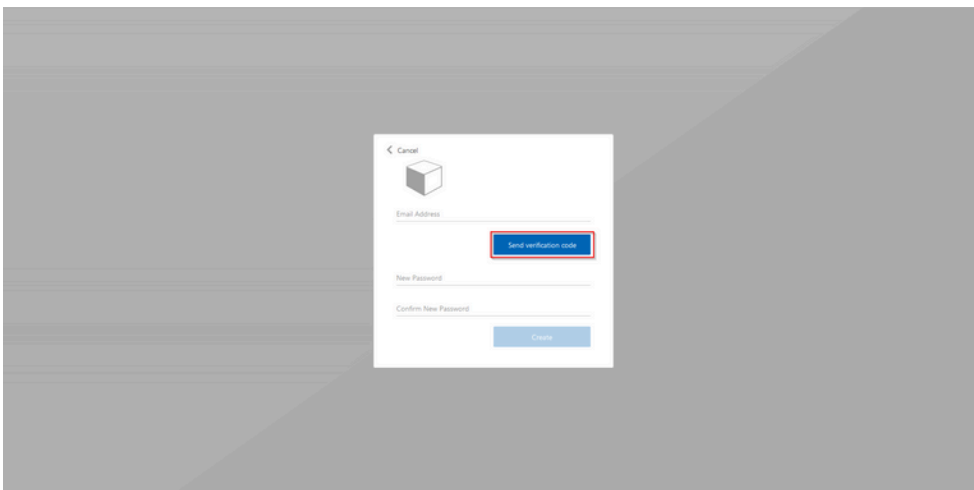
4. Click Azure AD B2C



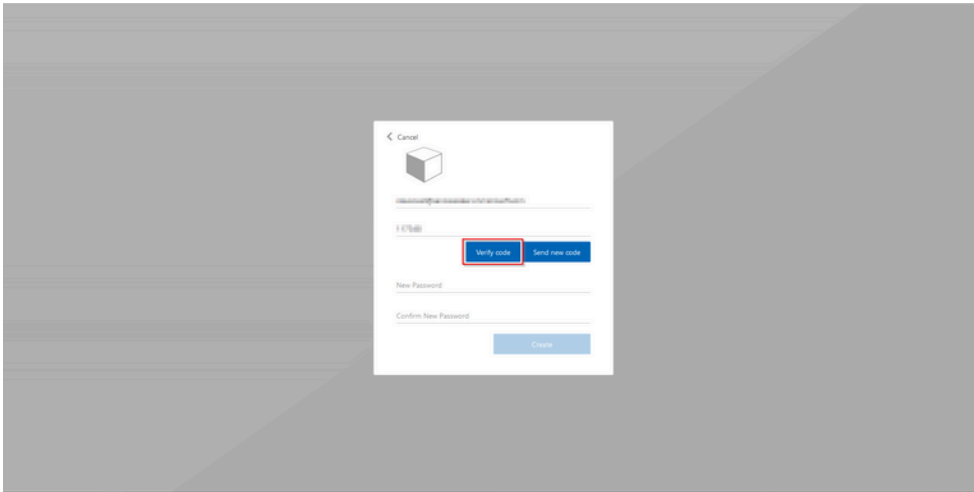
5. Select Sign up now



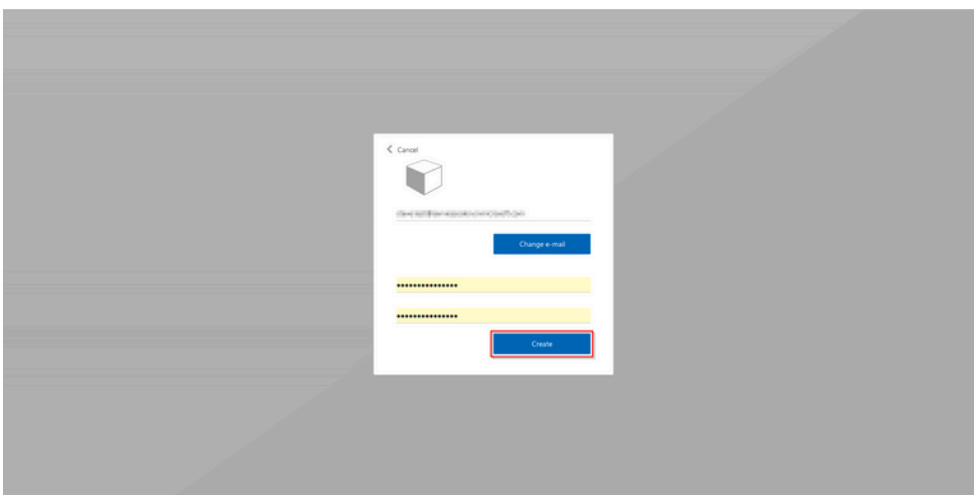
6. Enter an Email Address and click Send verification code



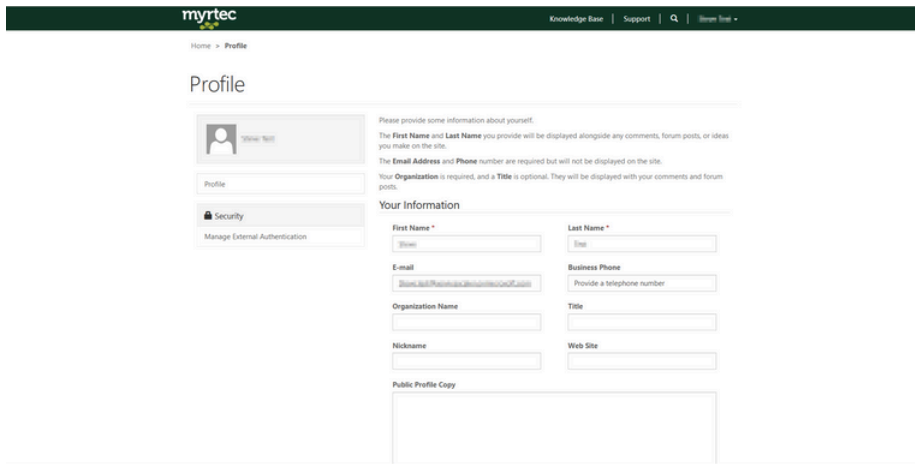
7. Get the verification code from your email and enter it in the verification code field
8. Click Verify code



9. Enter your password and confirm your password
10. Click Create



You will be presented with a profile page that allows you to customise your information:



The screenshot shows the Myrtec user profile page. The page has a dark green header with the Myrtec logo and navigation links for Knowledge Base, Support, and a search icon. Below the header, there is a breadcrumb trail: Home > Profile. The main content area is titled "Profile" and contains a sidebar on the left with links for Profile and Security (Manage External Authentication). The main form area is titled "Your Information" and includes a "Public Profile Copy" section. The form fields are as follows:

- First Name ***: Text input field.
- Last Name ***: Text input field.
- E-mail**: Text input field with a "Reset" button.
- Business Phone**: Text input field with a placeholder "Provide a telephone number".
- Organization Name**: Text input field.
- Title**: Text input field.
- Nickname**: Text input field.
- Web Site**: Text input field.

Once this appears, you're in! If you need any further assistance please contact support:

Phone: 02 9146 6330

Email: help@myrt.ec